



CLASS IV (2024-2025)
HOLIDAY HOMEWORK

ENGLISH

- **Art Integrated Activity-** Make a tribal headgear of Arunachal Pradesh and prepare five sentences about it.
- **CBSE Expression Series-** My experience at Mela/ Haat in my village/ town/ city.
Or
I learn things when I play.

Choose a topic and write a paragraph (150 words)/ painting (any one) on A4 size sheet on the given topic. (Compulsory for all)

- **Reading and Writing-** Read one article everyday from newspaper and Chapters- 3 and 4 of MCB to develop your reading competency.
- **Prepare a presentation to speak for any one topic:**
Your Most Enjoyable Holiday
Or
The Importance of Saving Water
(English grammar book page no. 113)
- **Project Work-** Make a model to show different kinds of nouns. { Common noun, Proper noun, Collective noun, Countable and Uncountable nouns}
<https://youtu.be/1VDjGS1QHxg?si=7AADsvezxs6ok03i> (for your reference)
- Practice cursive writing one page every day. (20 pages)

HINDI

- 1) देश प्रेम पर आधारित एक कविता A-4 सीट पर लिखे और उसे लय सहित याद करें ।
- 2) द्वित्व व्यंजन से पाँच फ्लैश कार्ड बनाए तथा उनमें चित्र बनाकर / चिपकाकर रंग भी भरे ।
- 3) प्रतिदिन पठन व लेखन अभ्यास करें ।
- 4) **कला एकीकृत परियोजना-** A-3 सीट पर अरुणाचल प्रदेश के किन्हीं पाँच लोक नृत्य के चित्र चिपकाकर उनके नाम लिखिए और उनके विषय में दो-दो पंक्तियाँ लिखिए ।

MATHS

- **Review** (Do all questions in book only)
- **ACTIVITY**: Show different types of fractions using disposable plates.



- **ACTIVITY**: Time working model



<https://youtu.be/M0F7bmsnuo?si=c9hm6rVdpQ-WOOEn> (Kindly go through the link given and make this model)

- **Learn tables from 1- 20**
- **Revise all the chapters done in class.**

SCIENCE

1. Write all emergency telephone numbers of the following on an A-4 size sheet and also write their importance.
 - a) Fire brigade
 - b) Police station
 - c) Ambulance
 - d) Nearest hospital
 - e) Family doctor
 - f) Mother's mobile number

g) Father's office number

2. Prepare model of a "Human Tooth" using clay.
3. Paste pictures of traditional dresses of Arunachal Pradesh on A-4 size sheet defining unity in diversity.
4. Go through all the chapters (chapter 1-3) thoroughly including book and notebook work.

SOCIAL STUDIES

I. EXPLORE INDIA.

Our motherland India is a beautiful country. The wide variety in its physical features makes India a very interesting land to study. Here is a quiz for you to check your knowledge about her.

1. The first woman to climb mount Everest _____
2. Seven states in north eastern India are called _____
3. The food bowl of India _____
4. The place near Allahabad where the Yamuna joins the Ganga _____
5. The pink city of Rajasthan _____
6. I am located in the northern mountains. My shawls and carpets are very famous. Who am I?

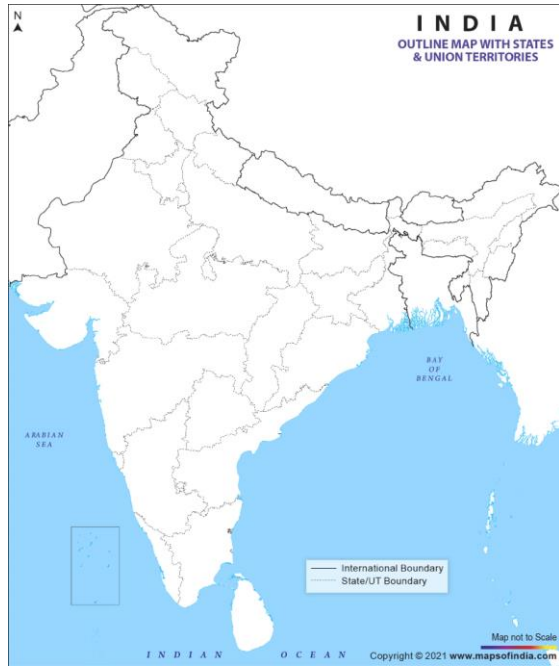
7. What is the population of Uttar Pradesh? _____
8. Name any two national parks in India. _____
9. Name the largest state in India and write down its area. _____
10. Name the state which is known as the IT park of India. _____

II. KNOW YOUR PLANET.

1. _____ is the largest country in the world.
2. _____ is the largest ocean.
3. _____ is the smallest country of the world.
4. Antarctic Ocean is also called the _____ ocean.

5. _____ are large land masses.

Mark the neighboring countries of India



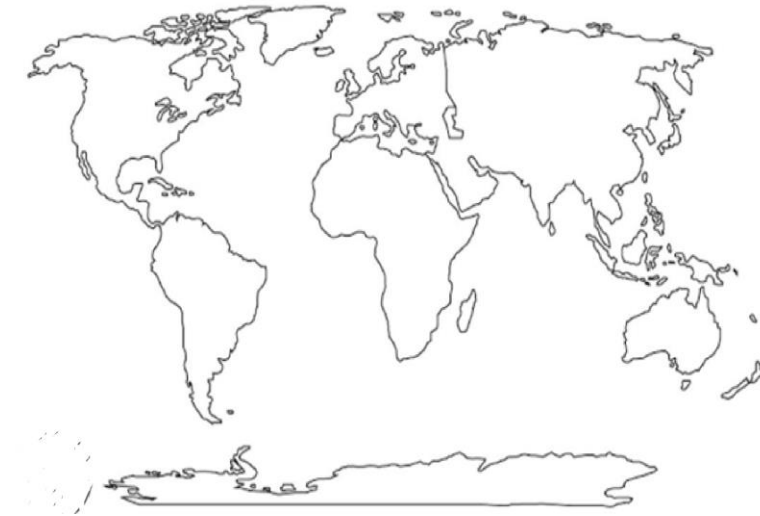
Mark five Oceans

World Map Worksheet



Mark Seven Continents

World Map Worksheet

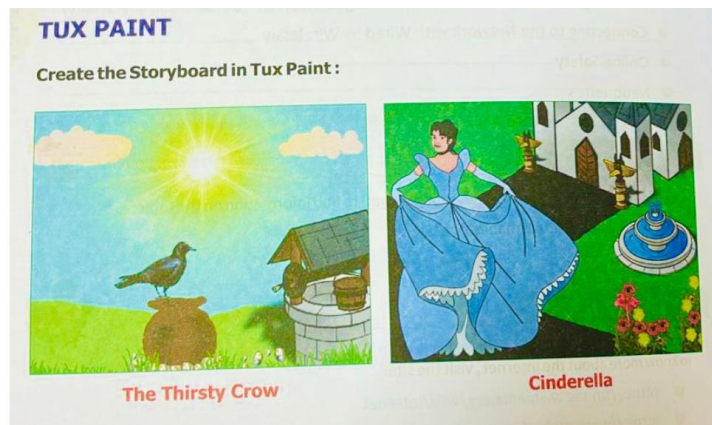


Write the Capital of these states.

1	Andhra Pradesh	
2	Arunachal Pradesh	
3	Assam	
4	Bihar	
5	Chhattisgarh	
6	Goa	
7	Gujarat	
8	Haryana	
9	Himachal Pradesh	
10	Jharkhand	
11	Karnataka	
12	Kerala	
13	Madhya Pradesh	
14	Maharashtra	
15	Manipur	
16	Meghalaya	
17	Mizoram	
18	Nagaland	
19	Odisha	

20	Punjab	
21	Rajasthan	
22	Sikkim	
23	Tamil Nadu	
24	Telangana	
25	Tripura	
26	Uttar Pradesh	
27	Uttarakhand	
28	West Bengal	

COMPUTER



Let's embark on a journey into the world of storyboarding! Create your storyboard using Tux Paint Here's a quick guide to get started:

1. ***Pick Your Favourite Tale:***

Choose a story that sparks your imagination and fills you with excitement.

2. ***Highlight Key Moments:***

Identify the most crucial scenes that drive the story forward and showcase its essence.

3. ***Sketch it Out:***

Use your artistic skills to draw each scene using tux paint, focusing on capturing the mood and characters' emotions.

4. ***Add Dialogue and Captions:***

Bring your storyboard to life with dialogue or captions that enhance the storytelling experience.

5. ***Experiment with Layout:***

Play around with different layouts to find the best way to convey your story's flow and rhythm.

6. ***Infuse it with Color:***

Use color to evoke emotions and create a visually stunning storyboard.

7. ***Review and Refine:***

Take a step back, review your storyboard, and make any necessary tweaks to ensure clarity and coherence.

Get ready to let your creativity soar as you bring your favorite story to life through the magic of storyboarding!